

**PLEASE CHECK WWW.MOLEX.COM FOR LATEST PART INFORMATION**

**Part Number:** **0700584086**  
**Status:** **Active**  
**Overview:** [cgrid\\_sl\\_products](#)  
**Description:** SL™ Crimp Terminal 70058, 22-24 AWG, Reel Tin (Sn), Unplated Edges

**Documents:**

<a href="#">Packaging Specification (PDF)</a>	<a href="#">Product Specification PS-70400 (PDF)</a>
<a href="#">Drawing (PDF)</a>	<a href="#">RoHS Certificate of Compliance (PDF)</a>
<a href="#">Product Specification PS-70058 (PDF)</a>	

**General**

Product Family	Crimp Terminals
Series	<a href="#">70058</a>
Crimp Quality Equipment	Yes
Overview	<a href="#">cgrid_sl_products</a>
Product Name	SL™

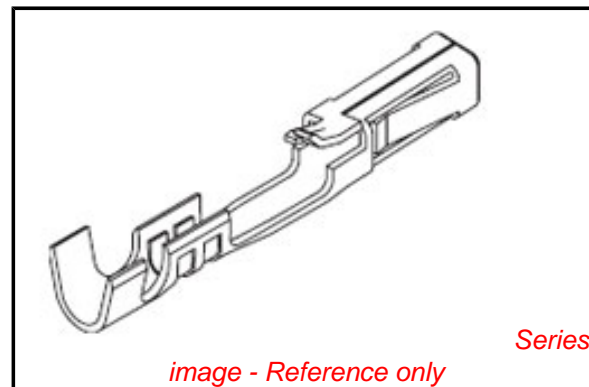
**Physical**

Gender	Female
Material - Metal	Phosphor Bronze
Material - Plating Mating	Tin
Material - Plating Termination	Tin
Packaging Type	Reel
Plating min: Mating (µin)	150
Plating min: Mating (µm)	3.81
Plating min: Termination (µin)	75
Plating min: Termination (µm)	1.910
Termination Interface: Style	Crimp or Compression
Wire Insulation Diameter	1.63mm (.064") max.
Wire Size AWG	22, 24
Wire Size mm²	N/A

**Material Info**

**Reference - Drawing Numbers**

Packaging Specification	PK-70873-1300
Product Specification	PS-70058, PS-70400
Sales Drawing	SD-70058-086
Test Summary	TS-70058-002



*image - Reference only*

**EU RoHS**

**ELV and RoHS  
Compliant**  
**REACH SVHC  
Contains SVHC: No**  
**Halogen-Free  
Status  
Not Reviewed**

**China RoHS**



**Need more information on product  
environmental compliance?**

Email [productcompliance@molex.com](mailto:productcompliance@molex.com)  
 For a multiple part number RoHS Certificate of Compliance, [click here](#)

Please visit the [Contact Us](#) section for any non-product compliance questions.

**Search Parts in this Series**

[70058Series](#)

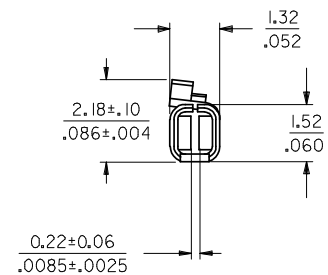
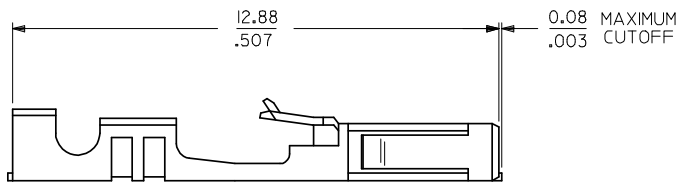
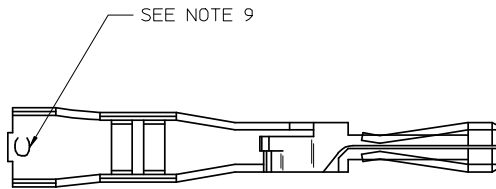
**Application Tooling | [FAQ](#)**

*Tooling specifications and manuals are found by selecting the products below. Crimp Height Specifications are then contained in the Application Tooling Specification document.*

**Global**

Description	Product #
Hand Crimp Tool	<a href="#">0638118700</a>
FineAdjust™	<a href="#">0639003200</a>
Applicator for SL™ Crimp Terminals 20-24 AWG	
T2 Terminator	<a href="#">0639103200</a>
Tooling Die	
Insertion Tool	<a href="#">0011020022</a>

ITEM NUMBER	FINISH	NOTES
70058-0086	POST-PLATE	ALL EDGES COVERED BY PLATING EXCEPT FOR CUT-OFFS OF THE CARRIERS.
70058-4086	PRE-PLATE	ALL CUT EDGES WILL BE EXPOSED AND WILL NOT HAVE PLATING.



NOTES:

1. TERMINAL MATERIAL: PHOSPHOR BRONZE.
2. FINISH: POST-PLATE: 3.81 MICROMETERS/150 MICROINCHES MINIMUM TIN (Sn) IN CONTACT AREA;  
1.91 MICROMETERS/75 MICROINCHES MINIMUM TIN (Sn) IN CRIMP AREA;  
NICKEL UNDERPLATE OVERALL.  
PRE-PLATE: 3.81 MICROMETERS/150 MICROINCHES MINIMUM TIN(Sn) OVER NICKEL UNDERPLATE OVERALL.
3. TERMINAL TO BE USED IN HOUSINGS 70066-\*\*\*\* AND 70450-\*\*\*\*.
4. REFER TO PRODUCT SPECIFICATION PS-70058.
5. REFER TO MOLEX OPERATION AND SERVICE MANUAL FOR CRIMP DETAILS.
6. TERMINAL TO BE USED WITH 0.64/.025 SQUARE PINS.
7. TERMINAL TO BE USED WITH 22-24 AWG STRANDED WIRE WITH 1.63/.064 MAXIMUM DIAMETER INSULATION.
8. TERMINALS SUPPLIED IN REEL FORM PER DRAWING PK-70873-1300.
9. CRIMP SIZE INDICATOR C=22-24 AWG.

INITIAL RELEASE EC NO: UCP2008-1091 DRWN:DMORGAN 2008/07/01 CHK:DMSTBARRA 2008/07/01 APPR:SMILLER 2008/07/02	QUALITY SYMBOLS ▽=0 ▽=0	GENERAL TOLERANCES (UNLESS SPECIFIED) <table border="1"> <thead> <tr> <th></th> <th>mm</th> <th>INCH</th> </tr> </thead> <tbody> <tr> <td>4 PLACES</td> <td>± .---</td> <td>± .---</td> </tr> <tr> <td>3 PLACES</td> <td>± .---</td> <td>± .005</td> </tr> <tr> <td>2 PLACES</td> <td>± 0.13</td> <td>± .010</td> </tr> <tr> <td>1 PLACE</td> <td>± 0.25</td> <td>± .---</td> </tr> </tbody> </table>		mm	INCH	4 PLACES	± .---	± .---	3 PLACES	± .---	± .005	2 PLACES	± 0.13	± .010	1 PLACE	± 0.25	± .---	DIMENSION STYLE MM/IN DRAWN BY: DMORGAN DATE: 2008/05/30 CHECKED BY: MSIBARRA DATE: 2008/05/30 APPROVED BY: SMILLER DATE: 2008/05/30	SCALE: INCH DESIGN UNITS: INCH THIRD ANGLE PROJECTION	TITLE: TERMINAL - BOX/CRIMP TIN PLATED FOR 22-24 AWG STRANDED WIRE PKG REEL
		mm	INCH																	
	4 PLACES	± .---	± .---																	
	3 PLACES	± .---	± .005																	
2 PLACES	± 0.13	± .010																		
1 PLACE	± 0.25	± .---																		
DRAFT WHERE APPLICABLE MUST REMAIN WITHIN DIMENSIONS	MATERIAL NO. SEE CHART SIZE: C	MOLEX INCORPORATED DOCUMENT NO. SD-70058-086	SHEET NO. 1 OF 1																	
THIS DRAWING CONTAINS INFORMATION THAT IS PROPRIETARY TO MOLEX INCORPORATED AND SHOULD NOT BE USED WITHOUT WRITTEN PERMISSION																				
A	REV	DESCRIPTION																		